

Sam Houston State University Charter School

Month End Financial Report

June 30, 2023

Prepared by: Richard Ray, Business Manager



Table of Contents

Page 2	Graphs: Average Student Enrollment and Average Daily Attendance
Page 3	Graphs: Budgeted Revenue vs. Summary of Finances and Administrative Cost Ratio
Page 4	Graphs: Fund Balance Percentage to Reserve Goal
Page 5	Reports: Financial Trend Analysis and Budget to Actual Progression
Page 6	Report: Year-to-Date Budget to Actual
Page 7	Reports: IDEA-B Maintenance of Effort and Program Intent Allotments
Page 8	Report: Federal Fiscal Status

Asking

move over budgeted
expense

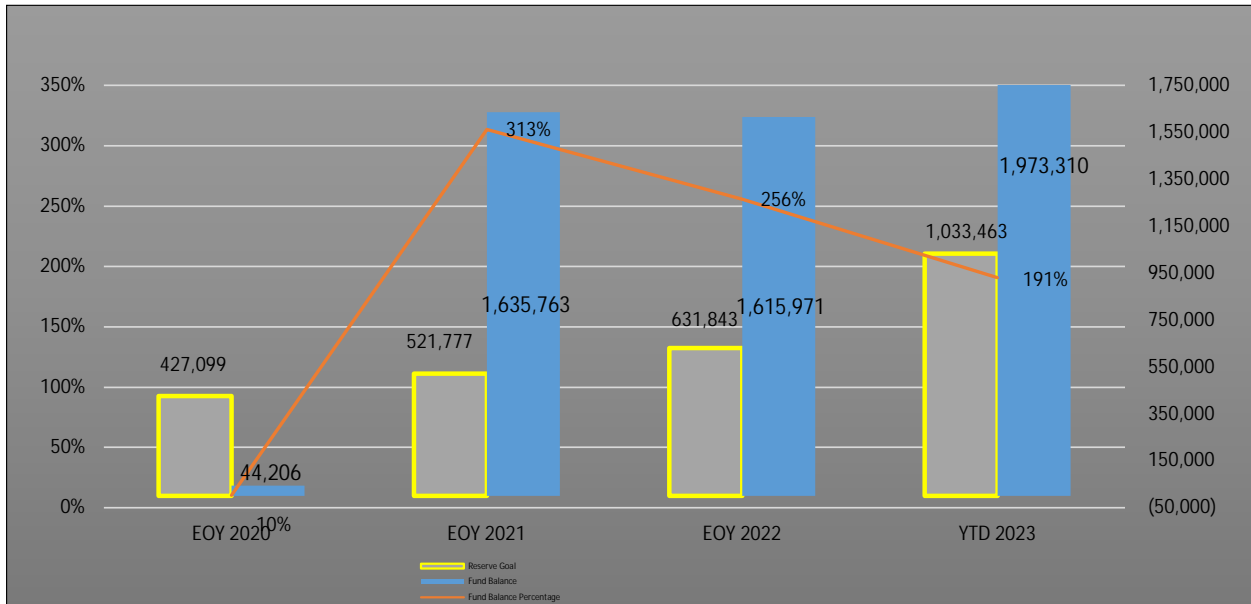
0

2355509.83

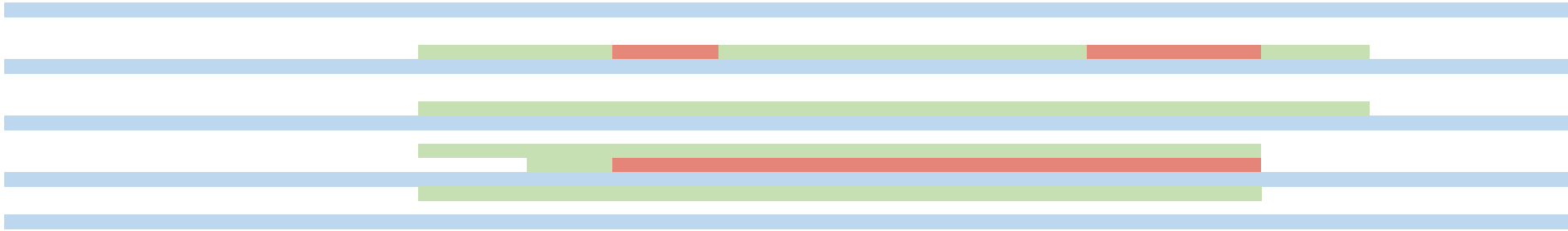
19030

Sam Houston State University Charter School

Fund Balance Percentage to Reserve Goal






Month





	Amended Budget	Received and Expended	Balance Remaining	Percent Complete
Revenues	\$ -	\$ -	\$ -	





Fund and Grant	2021-2022 Remaining NOGA Award Amount	2022-2023 NOGA Award Amount	Current Year Budget Includes Years 2022 & 2023	FY23 YTD Expenses	Total Percent Expended	Sub Balance Remaining	Commitments	Balance Remaining	FY23 Indirect Cost Rate	Notes
	\$ -	\$ -	-	\$ -	0.00%	\$ -	\$ -	\$ -		
	\$ -	\$ -	-	\$ -	0.00%	\$ -	\$ -	\$ -		
	\$ -	\$ 1,905.00	1,905.00	\$ 1,900.00	99.74%	\$ 5.00	\$ -	\$ 5.00		
FY23 252510	\$ -	\$ -	-	\$ -	0.00%	\$ -	\$ -	\$ -		
	\$ -	\$ -	-	\$ -	0.00%	\$ -	\$ -	\$ -		
TOTAL	\$ -	\$ 1,905.00	\$ 1,905.00	\$ 1,900.00	0.00%	\$ 5.00	\$ -	\$ 5.00		
	\$ -	\$ -	-	\$ -	0.00%	\$ -	\$ -	\$ -		
	\$ -	\$ -	-	\$ -	0.00%	\$ -	\$ -	\$ -		
	\$ -	\$ 200,000.00	200,000.00	\$ -	0.00%	\$ 200,000.00	\$ -	\$ 200,000.00		
FY23 252590	\$ -	\$ -	-	\$ -	0.00%	\$ -	\$ -	\$ -		
	\$ -	\$ -	-	\$ -	0.00%	\$ -	\$ -	\$ -		
TOTAL	\$ -	\$ 200,000.00	\$ 200,000.00	\$ -	0.00%	\$ 200,000.00	\$ -	\$ 200,000.00		
	\$ -	\$ -	-	\$ -	0.00%	\$ -	\$ -	\$ -		
	\$ -	\$ 51,772.00	51,772.00	\$ 51,772.00	0.00%	\$ -	\$ -	\$ -		
	\$ -	\$ -	-	\$ -	0.00%	\$ -	\$ -	\$ -		
	\$ -	\$ -	-	\$ -	0.00%	\$ -	\$ -	\$ -		
FY23 252400	\$ -	\$ 2,095.00	2,095.00	\$ 1,947.11	0.00%	\$ 147.89	\$ -	\$ 147.89		
	\$ -	\$ 53,867.00	\$ 53,867.00	\$ 53,719.11	99.73%	\$ 147.89	\$ -	\$ 147.89		
	\$ -	\$ -	-	\$ -	0.00%	\$ -	\$ -	\$ -		
	\$ -	\$ 9,535.00	9,535.00	\$ 6,818.40	0.00%	\$ 2,716.60	\$ -	\$ 2,716.60		
	\$ -	\$ -	-	\$ -	0.00%	\$ -	\$ -	\$ -		
	\$ -	\$ -	-	\$ -	0.00%	\$ -	\$ -	\$ -		
FY23 252410	\$ -	\$ 370.91	370.91	265.29	0.00%	\$ 105.62	\$ -	\$ 105.62		
	\$ -	\$ 9,905.91	\$ 9,905.91	\$ 7,083.69	71.51%	\$ 2,822.22	\$ -	\$ 2,822.22		
	\$ -	\$ -	-	\$ -	0.00%	\$ -	\$ -	\$ -		
	\$ -	\$ 521.71	521.71	\$ -	0.00%	\$ 521.71	\$ -	\$ 521.71		
	\$ -	\$ -	-	\$ -	0.00%	\$ -	\$ -	\$ -		
	\$ -	\$ -	-	\$ -	0.00%	\$ -	\$ -	\$ -		
FY23 252420	\$ -	\$ 20.29	20.29		0.00%	\$ 20.29	\$ -	\$ 20.29		
Q	\$ -	\$ 542.00	\$ 542.00	\$ -	0.00%	\$ 542.00	\$ -	\$ 542.00		
Q	Budgeted Amounts	Expended Prior to FY23	Remaining Budget for FY23	FY23 Expenses	Total Percent Expended	Sub Balance Remaining	Commitments	Balance Remaining	FY23 Indirect Cost Rate	Notes
Q	\$ 206,114.00	\$ 71,753.43	134,360.57	116,528.22						